

# SPORTS ESL WORKBOOK



Name \_\_\_\_\_

Date \_\_\_\_\_

# SPORTS

Identify the pictures below. Use the word bank below to name each picture.



\_\_\_\_\_

.....

\_\_\_\_\_



\_\_\_\_\_

.....


\_\_\_\_\_



\_\_\_\_\_

.....

\_\_\_\_\_



\_\_\_\_\_

.....

\_\_\_\_\_

## Word Bank:

volleyball	net	basketball	football
------------	-----	------------	----------

Name \_\_\_\_\_

Date \_\_\_\_\_

# SPORTS

Identify the pictures below. Use the word bank below to name each picture.



\_\_\_\_\_

.....

\_\_\_\_\_



\_\_\_\_\_

.....

\_\_\_\_\_



\_\_\_\_\_

.....

\_\_\_\_\_



\_\_\_\_\_

.....

\_\_\_\_\_

## Word Bank:

racket	shuttlecock	trophy	soccer ball
--------	-------------	--------	-------------

Name \_\_\_\_\_

Date \_\_\_\_\_

# SPORTS


Identify the pictures below. Use the word bank below to name each picture.



\_\_\_\_\_

.....

\_\_\_\_\_



\_\_\_\_\_

.....

\_\_\_\_\_



\_\_\_\_\_

.....

\_\_\_\_\_



\_\_\_\_\_

.....

\_\_\_\_\_

## Word Bank:

tennis ball	cricket bat	baseball bat	cricket ball
-------------	-------------	--------------	--------------

Name \_\_\_\_\_

Date \_\_\_\_\_

# SPORTS

Identify the pictures below. Use the word bank below to name each picture.



\_\_\_\_\_

.....


\_\_\_\_\_



\_\_\_\_\_

.....


\_\_\_\_\_



\_\_\_\_\_

.....

\_\_\_\_\_



\_\_\_\_\_

.....

\_\_\_\_\_

## Word Bank:

glove	bowling ball	baseball	bowling pins
-------	--------------	----------	--------------

Name \_\_\_\_\_

Date \_\_\_\_\_

# SENTENCE WRITING

Look at the picture below. Write a sentence that tells about the picture.



---

---

---

---

---

---

---

---

---

---

Name \_\_\_\_\_

Date \_\_\_\_\_

# SENTENCE WRITING

Look at the picture below. Write a sentence that tells about the picture.



\_\_\_\_\_

.....

\_\_\_\_\_

\_\_\_\_\_

.....

\_\_\_\_\_

\_\_\_\_\_

.....


\_\_\_\_\_

Name \_\_\_\_\_

Date \_\_\_\_\_

# SENTENCE WRITING

Look at the picture below. Write a sentence that tells about the picture.



---

---

---

---

---

---

---

---

---

---





Name \_\_\_\_\_

Date \_\_\_\_\_

# SENTENCE WRITING

Look at the picture below. Write a sentence that tells about the picture.



---

---

---

---

---

---

---

---

---

---






Name \_\_\_\_\_

Date \_\_\_\_\_

# MY FAVORITE SPORT

What is your favorite sport and why?

Handwriting practice lines consisting of solid top and bottom lines with a dashed middle line. There are 10 sets of these lines provided for writing the answer.



Name \_\_\_\_\_

Date \_\_\_\_\_

# THE WINNING ATHLETE

What qualities do you think a winning athlete have?

Handwriting practice lines consisting of solid top and bottom lines with a dotted midline. There are 10 sets of these lines for writing the answer.



Name \_\_\_\_\_

Date \_\_\_\_\_

# COUNTING ACTIVITY




Find and count the following items.



Name \_\_\_\_\_

Date \_\_\_\_\_

# COUNTING ACTIVITY



Find and count the following items.



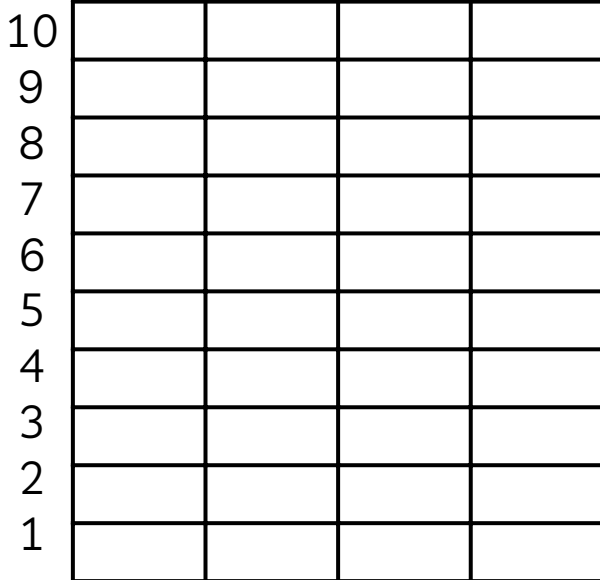
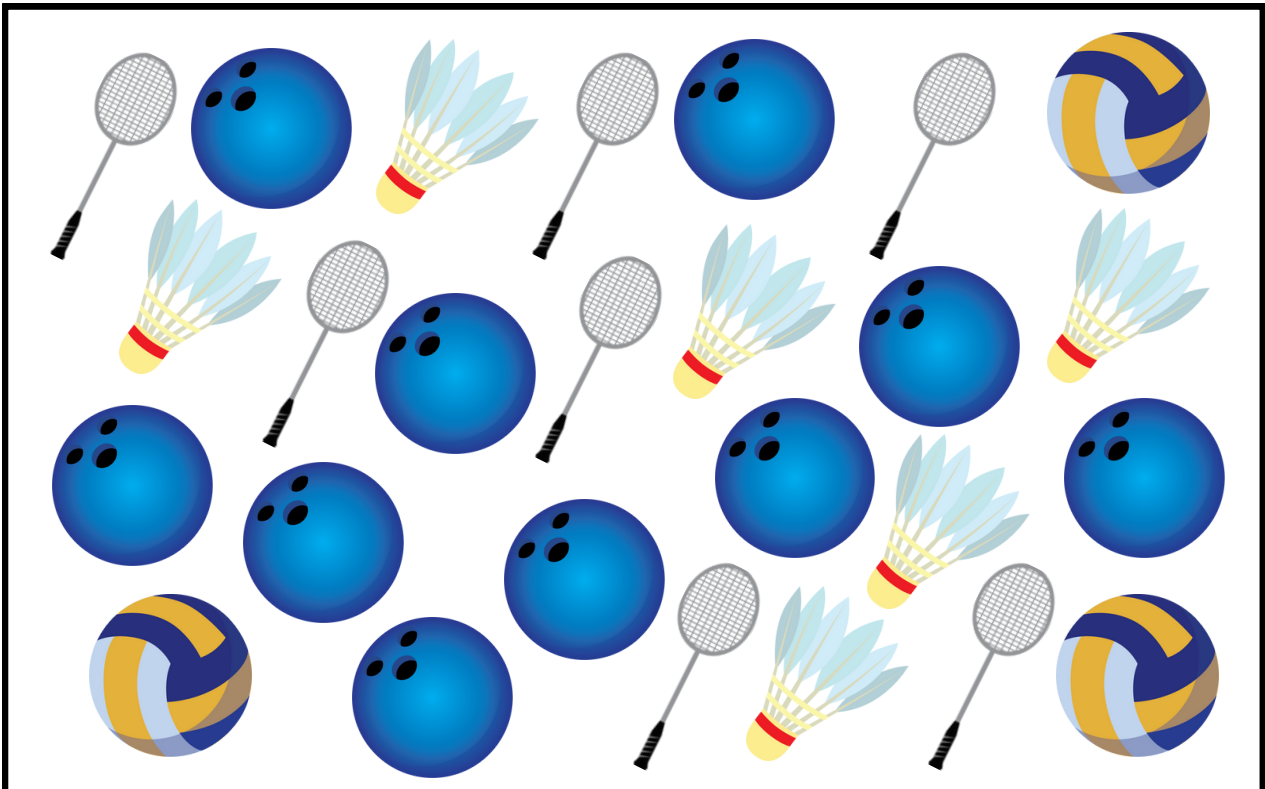


Name \_\_\_\_\_

Date \_\_\_\_\_

# GRAPHING ACTIVITY

Find and graph the items listed. Then answer the questions below.



How many of each?









Which item did you find the most of? \_\_\_\_\_

Which item did you find the least of? \_\_\_\_\_

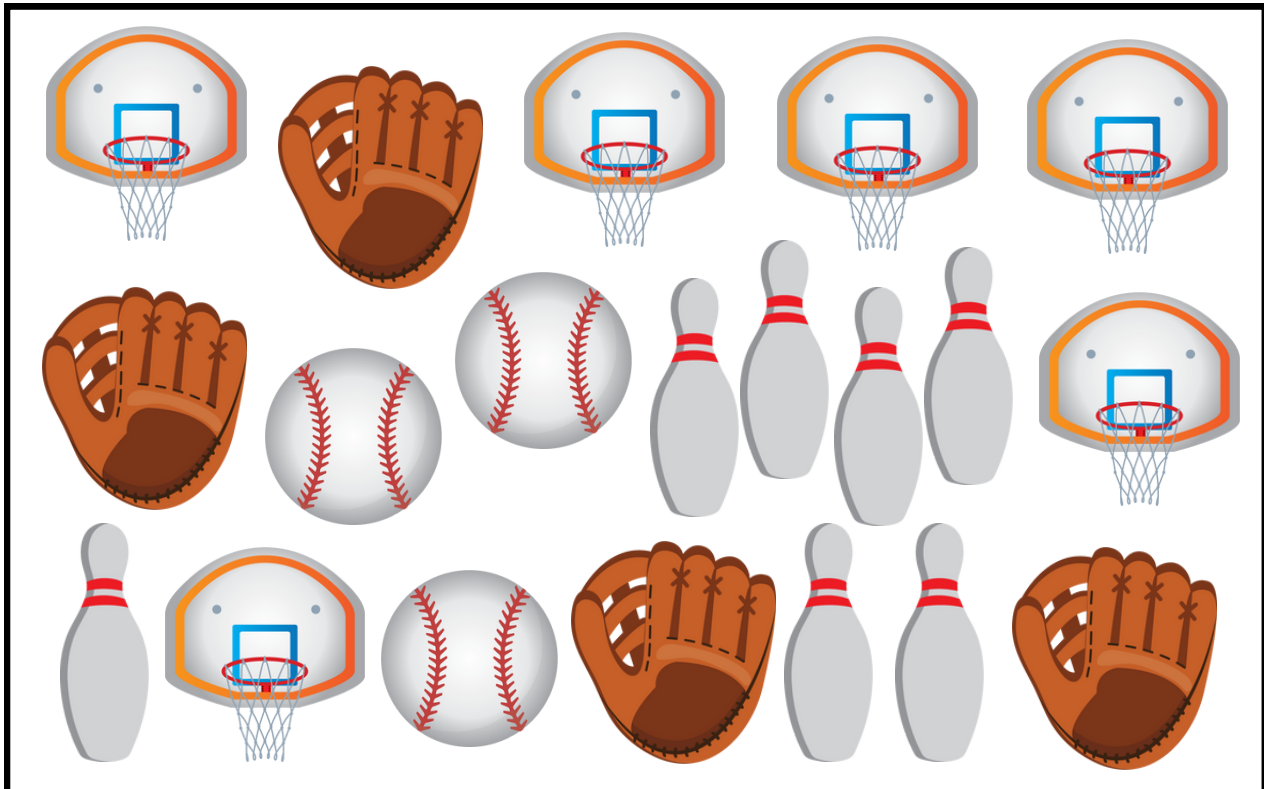


Name \_\_\_\_\_

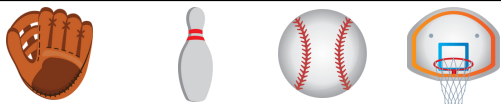
Date \_\_\_\_\_

# GRAPHING ACTIVITY

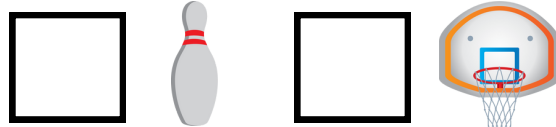
Find and graph the items listed. Then answer the questions below.



10				
9				
8				
7				
6				
5				
4				
3				
2				
1				



How many of each?



Which item did you find the most of? \_\_\_\_\_



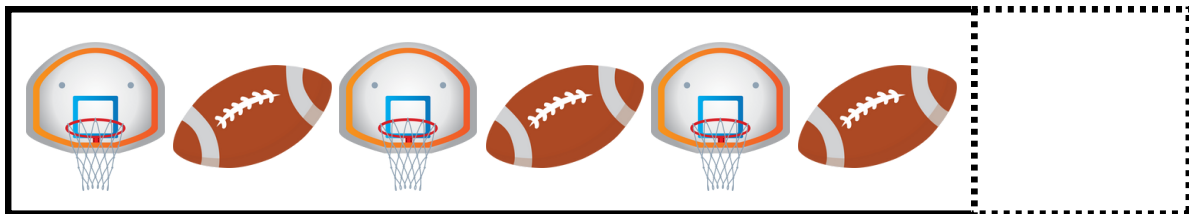


Which item did you find the least of? \_\_\_\_\_

Name \_\_\_\_\_

Date \_\_\_\_\_

# COMPLETE THE PATTERN

Look at the patterns below. Cut out the images at the bottom. Paste the image that comes next in each pattern.








Name \_\_\_\_\_

Date \_\_\_\_\_

# COMPLETE THE PATTERN

Look at the patterns below. Cut out the images at the bottom. Paste the image that comes next in each pattern.







Name \_\_\_\_\_

Date \_\_\_\_\_

# COMPLETE THE PATTERN

Look at the patterns below. Cut out the images at the bottom. Paste the image that comes next in each pattern.



Name \_\_\_\_\_

Date \_\_\_\_\_

# COLORING ACTIVITY

Color the picture below.

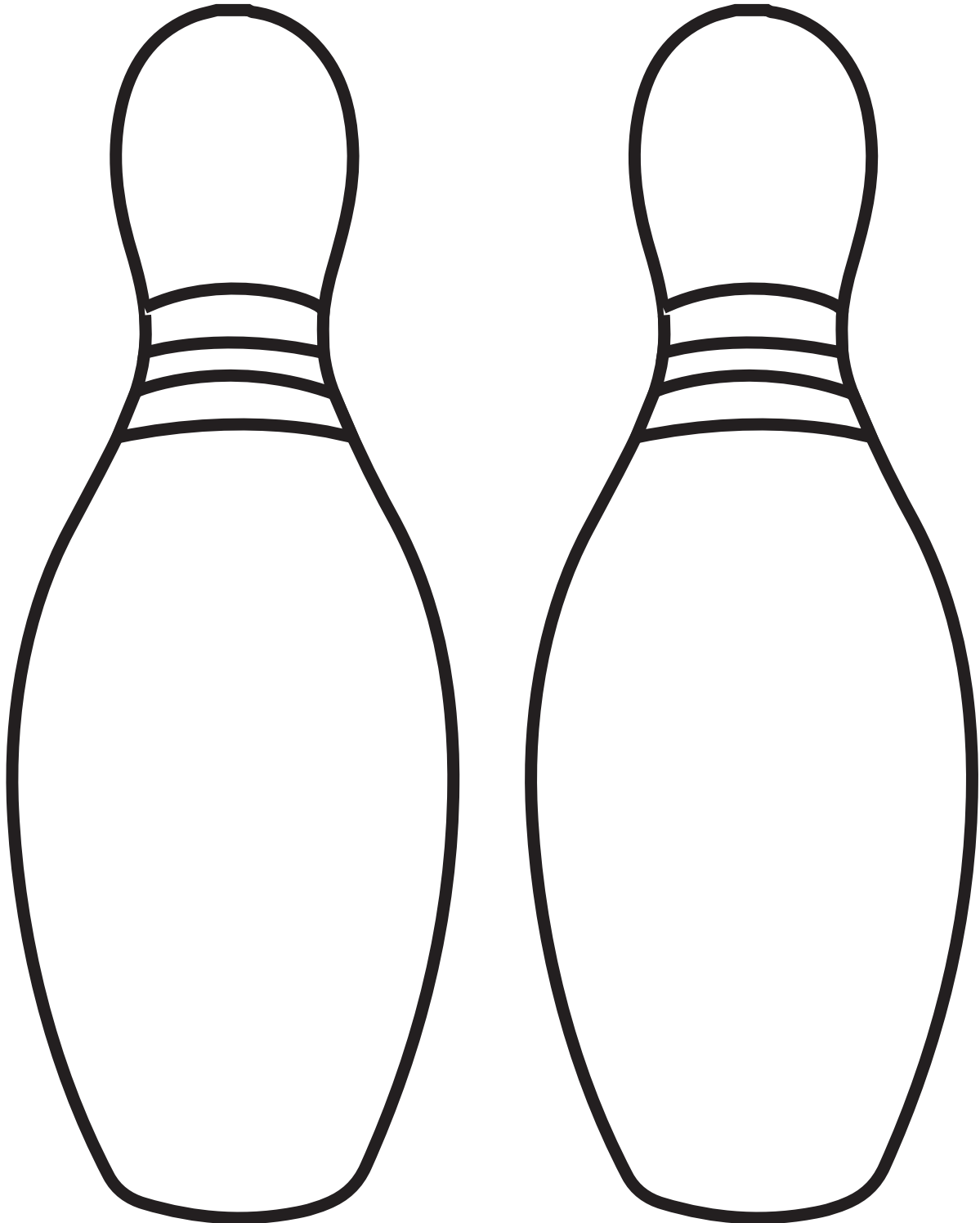


Name \_\_\_\_\_

Date \_\_\_\_\_

# COLORING ACTIVITY

Color the picture below.




Name \_\_\_\_\_

Date \_\_\_\_\_

# COLORING ACTIVITY

Color the picture below.





Name \_\_\_\_\_

Date \_\_\_\_\_

# COLORING ACTIVITY

Color the picture below.



Name \_\_\_\_\_

Date \_\_\_\_\_

# COLORING ACTIVITY

Color the picture below.

